

PARTS LIST

GALAXY CAST-IRON GAS BOILERS

GX and GXH Series, Hot Water and Steam Models

ITEM NO.	DESCRIPTION	MODEL NUMBER							
		GXH-105 GXH-125	GXH-150 GXH-170 GXH-190	GXH-210 GXH-230	GX-225 GX-250	GXH-250	GXH-275	GXH-300	GXH-300H
1	Jacket Assembly	412614	412615	412616	412616	412617	412617	412617	412620
2	Gas Manifold	410844	410845	410846	410846	410847	410847	410847	410847
3	Main Burner Orifice: (sea level)								
	Natural Gas	410828	410828	410828	411880	410828	410828	410518	410518
	LP Propane Gas	410825	410825	410825	410510	410825	410825	410510	**
4	Burner	410508	410508	410508	410508	410508	410508	410508	410508
4A	Burner with Pilot Bkt.	410479	410479	410479	410479	410479	410479	410479	410479
5	Burner Clip	410509	410509	410509	410509	410509	410509	410509	410509
6*	Gas Valve:	CONSULT FACTORY FOR SPECIFIC GAS VALVE APPLICATION. ALSO SEE PAGE 3.							
	24VAC Natural Gas	411862	411924	411926	411926	411926	411926	411926	411926
	24VAC LP Propane Gas	411925	411925	411925	411925	411925	411925	411925	**
7*	Thermocouple								
	24VAC	410539	410539	410539	410539	410539	410539	410539	410539
	Pilot Generator: Millivolt	410534	410534	410534	410534	410534	410534	410534	—
7A	Pilot Tube 1/4	410530	410530	410530	410530	410530	410530	410530	410530
	Pilot Fitting 1/4	411768	411768	411768	411768	411768	411768	411768	411768
7B*	Pilot Assembly:								
	24VAC Natural Gas	411805	411805	411805	411805	411805	411805	411805	411805
	24VAC LP Propane Gas	411858	411858	411858	411858	411858	411858	411858	**
7C*	Pilot Orifice:								
	Standing Natural Gas	411820	411820	411820	411820	411820	411820	411820	411820
	Standing LP Propane Gas	410526	410526	410526	410526	410526	410526	410526	**
7D	Access Door	410754	410755	410756	410756	410757	410757	410757	410757
8	Base Assembly								
8A	With Insulation	412604	412605	412606	412606	412607	412607	412607	412607
8B	Burner MTG Panel	410744	410745	410746	410746	410747	410747	410747	410747
9	Heat Exchanger PT/PZT	402063	402064	402065	402065	402066	402066	402066	402066
9A	Baffle (corrugated) GX ONLY	—	—	—	410401(1)	410401(1)	410401(1)	410401(1)	410401(1)
9B	Baffle (flat) GXH ONLY	411860(1)	411860(2)	411860(3)	—	—	—	—	—
9C	Baffle (flat) GXH ONLY	411861(1)	411861(1)	—	—	—	—	—	—
9D	Baffle (flat) GXH ONLY	—	—	411866(1)	—	411866(1)	411866(1)	411866(1)	411866(1)
9E	Baffle	—	—	411901(3)	—	411901(4)	411901(4)	411901(4)	411901(4)
10	Nipple, 3/4"	902517271	902517271	902517271	902517271	902517271	902517271	902517271	902517271
11	Relief Valve (Hot Water)	400103	400103	400103	400103	400103	400103	400103	400103
11	Steam Safety Valve	400107	400107	400107	400107	400107	400107	400107	400107
12	Tankless Coil w/Gasket								
	Hot Water	402031	402031†	402032	402032	402032	402032	402032	402032
	Steam	402060	402060	402060	402060	402060	402060	402060	402060
	Tankless Cover Plate	400113	400113	400113	400113	400113	400113	400113	400113
13	Blank Plug, 1/2"	400239	400239	400239	400239	400239	400239	400239	400239
14	Well	410569	410569	410569	410569	410569	410569	410569	410569
15	"J" Bolt	400148	400148	400148	400148	400148	400148	400148	400148
16	Wing Nut	400147	400147	400147	400147	400147	400147	400147	400147
17	Flue Collector	412646¶	412657	411877	412668	412669	412668	412678	412678
18	Draft Hood	410891§	410893	410893	410896	410893	410893	410898	411938
19	Tridicator	910373061	910373061	910373061	910373061	910373061	910373061	910373061	910373061
20	Circulator	7902021	7902021	400115	400115	400115	400115	400115	400115
21	Circulator Nipple	400208	400208	400208	400208	400208	400208	400208	400208
22	Tee	400203	400203	400203	400203	400203	400203	400203	400203
23	Drain Cock	400201	400201	400201	400201	400201	400201	400201	400201
24	Nipple	400202	400202	400202	400202	400202	400202	400202	400202
25	Coupling	90220105	90220105	90220105	90220105	90220105	90220105	90220105	90220105
26	Bushing	902179051	902179051	902179051	902179051	902179051	902179051	902179051	902179051
27	Fiberglass Rope	403254	403254	403254	403254	403254	403254	403254	403254
28	Blocked Vent Safety Switch Assy. 24 VAC	411921(105) 411892(125)	411892	411892	411892	411892	411892	411892	411892
29	Blocked Vent Safety Switch Wire	411899	411899	411899	411899	411899	411899	411899	411899
30	Wire Support Bracket	—	—	—	—	—	—	411896	—
31	Anti-Short Bushing	411897	411897	411897	411897	411897	411897	411897	411897
32	Rollout Safety Switch	411883	411883	411883	411883	411883	411883	411883	411883
33	Rollout Switch Brkt.	411894	411894	411894	411894	411894	411894	411894	411894

* Standing pilot only. For intermittent ignition, see IID Parts List on page 3.

** For LP Propane gas, consult factory.

NOTE: When ordering, please specify boiler model number, serial number and gas by name: "Natural" or "Propane". Refer to page 4 for exploded view of boiler.

§ GXH-125 = 410892

† GXH-190 = 402032

¶ GXH-105 = 411868

When ordering replacement parts,
specify the boiler model number, serial number
and gas by name (natural or propane). For
replacement parts, heating contractors should
contact their Slant/Fin boiler distributor.





PUBLICATION NO. GX-10PL
Printed in U.S.A. 907
Part No. 41-1189

STEAM CONTROLS ASSEMBLY AND PARTS LIST

WHEN EQUIPPED WITH McDONNELL & MILLER L.W.C.O.

WHEN EQUIPPED WITH ELECTRONIC L.W.C.O.



WHEN EQUIPPED WITH McDONNELL & MILLER L.W.C.O.
(Package part no. 411956)

WHEN EQUIPPED WITH ELECTRONIC L.W.C.O.
(Package part no. 411957)

ITEM NO.	DESCRIPTION	PART NO.
1	Low water cutoff, McDonnell & Miller 67-SF	400-116
2	Syphon	400-222
3	Tee 1/4" x 1/4" x 1/4"	400-223
4	Nipple 1/4" x 2 1/2"	400-224
5	Elbow 1/4" x 90°	400-232
6	Pressure Gauge	910374051
7	Close Nipple 1/4"	400-240
8	Pressuretrol	400-117
9	Nipple 1/2" x 5 1/2"	410-849
10	Nipple 1/2" x 6"	410-850
11	Water level gauge (no provision for tankless)	402-0362
11	Water level gauge (tankless or provision for tankless)	402-0361


ITEM NO.	DESCRIPTION	PART NO.
1	Low water cutoff, electronic (not shown)	410-807
2	Syphon	400-222
3	Tee 1/4" x 1/4" x 1/4"	400-223
4	Nipple 1/4" x 2 1/2"	400-224
5	Elbow 1/4" x 90°	400-232
6	Pressure Gauge	910374051
7	Close Nipple 1/4"	400-240
8	Pressuretrol	400-117
9	Nipple 1/2" x 2 3/4"	410-816
10	Nipple 1/2" x 2 1/2"	410-812
11	Water level gauge (no provision for tankless)	402-0362
12	Reducing bushing 1/2" x 1/4"	410-811
13	Tee 1/2"	410-739
14	Coupling 1/2"	411-859

**HONEYWELL IID CONTROLS
GALAXY - GX and GXH SERIES
Intermittent Ignition (IID)
Parts List**

Delete ⑥ gas valve, ⑦ thermocouple, ⑦B pilot and ⑦C pilot orifice from standard (standing pilot) parts list. Add:

HONEYWELL IID CONTROL SYSTEM	SLANT/FIN PART NO.	APPLICATION
Electric ignition pilot: Honeywell Q345A - natural gas Honeywell Q345A - propane gas	411612 411857	All natural gas boiler sizes All propane gas boiler sizes
Pilot orifice Natural gas only Propane gas only	410542 410524	All natural gas boiler sizes All propane gas boiler sizes
Gas valve - natural gas Honeywell No. VR8204A, 1/2" x 3/4" Honeywell No. VR8304M, 1/2" x 3/4" Honeywell No. VR8440M, 1/2" x 3/4"	411864 411927 411715	GXH-105 thru GXH-190 GXH-210 thru GXH-300(H) and GX-225, GX-250 GG-225, GX-250
Gas valve - L.P. propane gas Honeywell No. VR8304M, 1/2" x 3/4"	411928	All propane gas boiler sizes
Ignition model - natural gas Honeywell S8600F-1000 or Ignition model - natural gas Honeywell S8600M-3001	411873 411807	All natural gas boiler sizes All natural gas boiler sizes
Ignition model - L.P. propane gas Honeywell S8670E-1007 or Ignition model - L.P. propane gas Honeywell S8600M-1013 or Ignition model - L.P. propane gas Honeywell S8600M-3002	411947 411872 412808	All propane gas boiler sizes All propane gas boiler sizes All propane gas boiler sizes
Ignition wire	411874	All boiler sizes

* Includes ignition wire



Slant/Fin[®]

SLANT/FIN CORPORATION, Greenvale, N.Y. 11548 • Phone: (516) 484-2600
FAX: (516) 484-5921 • Canada: Slant/Fin LTD/LTEE, Mississauga, Ontario

www.slantfin.com